

Tato prezentace je součástí wiki-prezentace [Metoda GUHA, LISp-Miner a typové úlohy](#)
Je dostupná z [této adresy](#)
Verze 1, 28. 10. 2019

Zadávání množin relevantních literálů v systému LISp-Miner

Jan Rauch

Katedra informačního a znalostního inženýrství

Vysoká škola ekonomická v Praze

Zadání množiny relevantních literálů

Množina relevantních literálů je dána:

- Jedním ze sedmi typů literálu
- Minimální a maximální délkou literálu
- Jednou z možností týkající se pozitivních a negativních literálů
 - generovat pouze pozitivní literály
 - generovat pouze negativní literály
 - generovat pozitivní i negativní literály

Zadání množiny relevantních literálů - příklad

The screenshot shows a dialog box titled "Literal" with the following fields and annotations:

- Attribute:** A
- Literal type:** Radio buttons for "Basic" (selected) and "Remaining".
 - Annotation: "Pouze $A(\alpha)$ " points to the "Basic" radio button.
 - Annotation: "Nejméně jeden Basic atribut" points to the "Basic" radio button.
- Gate type:** Radio buttons for "Positive" (selected), "Negative", and "Both".
 - Annotation: "Pouze $\neg A(\alpha)$ " points to the "Positive" radio button.
 - Annotation: "Jak $A(\alpha)$ tak i $\neg A(\alpha)$ " points to the "Both" radio button.
- Coefficient type:** A dropdown menu set to "Subset".
 - Annotation: "Typ α " points to this dropdown.
- Coefficient length:** Two input fields for "Min. length:" and "Max. length:", both containing the value "1".
 - Annotation: "Minimální a maximální délka α " points to both input fields.
- Category:** A dropdown menu.
- Comment:** A text area containing a hyphen "-".
- Buttons:** "OK" and "Cancel".

Typy koeficientů

Coefficient type

Subsets

Subsets

One category

Sequences

Cyclical sequences

Cut

Left cuts

Right cuts

Koeficient *Subsets* – příklad

Atribut A s možnými hodnotami (t.j. kategoriemi) 1, 2, 3, 4, 5

Literály s koeficienty Subset (1 – 3)

A(1), A(2), A(3), A(4), A(5)

A(1, 2), A(1, 3), A(1, 4), A(1, 5)
A(2, 3), A(2, 4), A(2, 5)
A(3, 4), A(3, 5)
A(4, 5)

A(1, 2, 3), A(1, 2, 4), A(1, 2, 5)
A(2, 3, 4), A(2, 3, 5)
A(3, 4, 5)

The screenshot shows a dialog box titled "Literal" with a close button (X) in the top right corner. The "Attribute:" field is set to "A". The "Coefficient type" dropdown menu is set to "Subset". The "Coefficient length" section has "Min. length:" set to 1 and "Max. length:" set to 3. The "Category" dropdown menu is empty. Red circles highlight the "Subset" dropdown, the "Min. length:" field, and the "Max. length:" field.

Koeficient *One category* – příklad

4ft Literal settings

Attribute: HCizinec_b

Literal type

Basic
 Remaining

Gate type

Positive
 Negative
 Both

Coefficient type
One category

Coefficient length

Min. length: 1 Max. length: 1

Category
ano

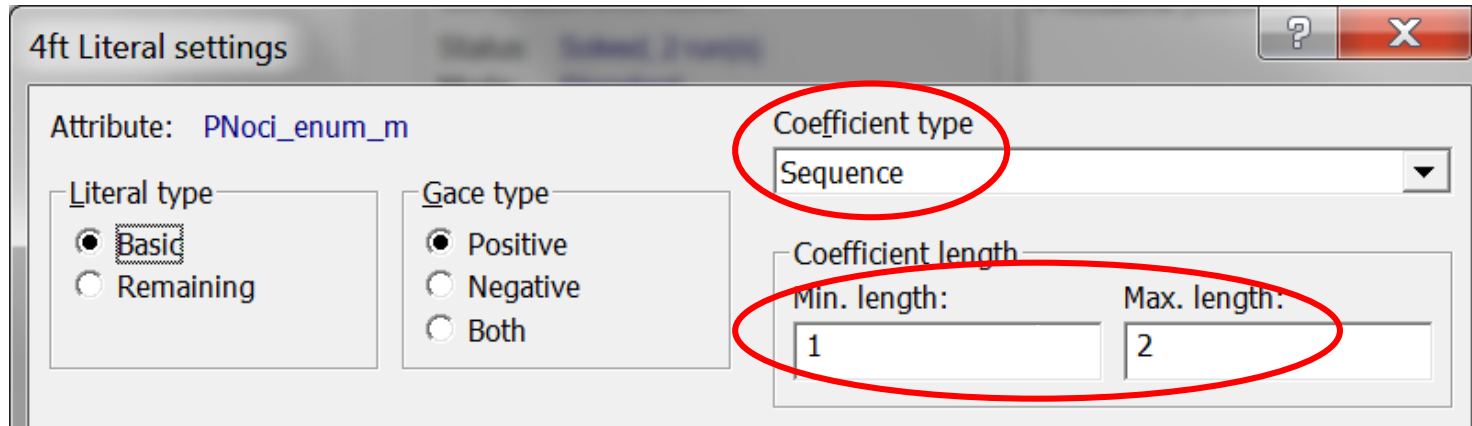
Hide coefficient value in literals

Comment
-

OK Cancel Categories frequency

Zajímají nás jenom cizinci

Koeficient *Sequences* – příklad



10 kategorií : 1, 2, ⟨3;6⟩, 7, ⟨8;13⟩, 14, ⟨15;20⟩, 21, ⟨22;27⟩, 28

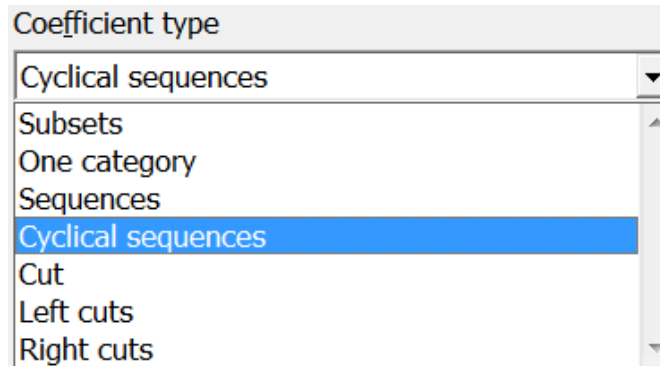
PNoci(1)	● ● ● ● ● ● ● ● ● ●
PNoci(2)	● ● ● ● ● ● ● ● ● ●
Pnoci(⟨3;6⟩)	● ● ● ● ● ● ● ● ● ●
PNoci(7)	● ● ● ● ● ● ● ● ● ●
PNoci(⟨8;13⟩)	● ● ● ● ● ● ● ● ● ●
PNoci(14)	● ● ● ● ● ● ● ● ● ●
PNoci(⟨15;20⟩)	● ● ● ● ● ● ● ● ● ●
PNoci(21)	● ● ● ● ● ● ● ● ● ●
PNoci(⟨22;27⟩)	● ● ● ● ● ● ● ● ● ●
PNoci(28)	● ● ● ● ● ● ● ● ● ●

PNoci(1,2)	● ● ● ● ● ● ● ● ● ●
PNoci(2,⟨3;6⟩)	● ● ● ● ● ● ● ● ● ●
PNoci(⟨3;6⟩,7)	● ● ● ● ● ● ● ● ● ●
PNoci(7,⟨8;13⟩)	● ● ● ● ● ● ● ● ● ●
PNoci(⟨8;13⟩,14)	● ● ● ● ● ● ● ● ● ●
PNoci(14,⟨15;20⟩)	● ● ● ● ● ● ● ● ● ●
PNoci(⟨15;20⟩,21)	● ● ● ● ● ● ● ● ● ●
PNoci(21, ⟨22;27⟩)	● ● ● ● ● ● ● ● ● ●
PNoci(⟨22;27⟩,28)	● ● ● ● ● ● ● ● ● ●

Koeficient *Cyclical sequences* – příklad

Atribut: *Den týdne* s hodnotami po, út, st, čt, pá, so, ne

zadání koeficientu:



generované pozitivní literály délky 3:

Den týdne (po, út, st)

Den týdne (út, st, čt)

Den týdne (st, čt, pá)

Den týdne (čt, pá, so)

Den týdne (pá, so, ne)

Den týdne (so, ne, po)

Den týdne (ne, po, út)

Koeficient *Left cuts* – příklad

4ft Literal settings

Attribute: HVeK

Literal type
 Basic
 Remaining

Gace type
 Positive
 Negative
 Both

Coefficient type
Left cuts

Coefficient length
Min. length: 1
Max. length: 4

Hide coefficient value in literals

Category

Comment
-

OK Cancel Categories frequency

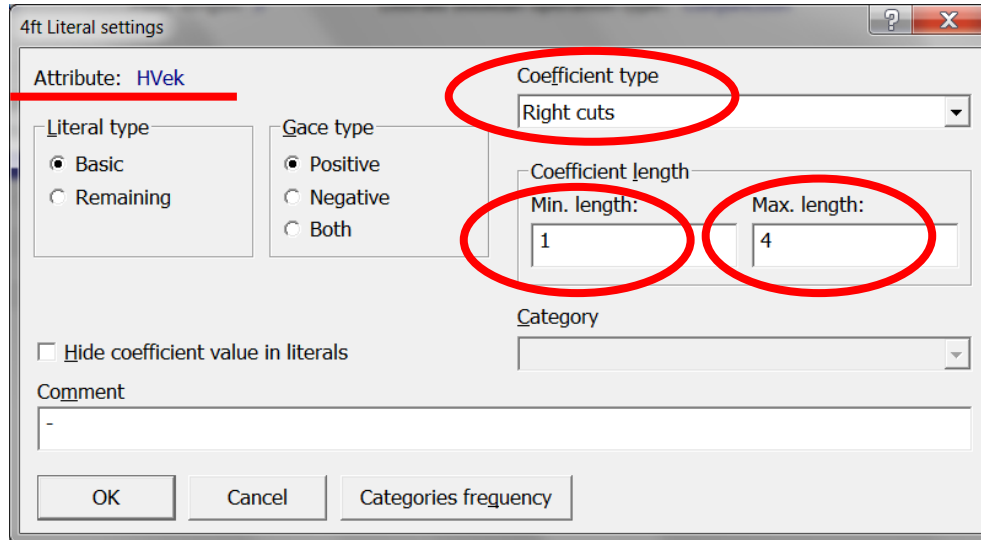
18, 19, 20, 21, 22, 23, 24, 25, 26, 27, 28, 29,....., 75, 76, 77, 78, 79, 80, 81, 82

18, 19, 20, 21, 22, 23, 24, 25, 26, 27, 28, 29,....., 75, 76, 77, 78, 79, 80, 81, 82

18, 19, 20, 21, 22, 23, 24, 25, 26, 27, 28, 29,....., 75, 76, 77, 78, 79, 80, 81, 82

18, 19, 20, 21, 22, 23, 24, 25, 26, 27, 28, 29,....., 75, 76, 77, 78, 79, 80, 81, 82

Koeficient *Right cuts* – příklad



18, 19, 20, 21, 22, 23, 24, 25, 26, 27, 28, 29,....., 75, 76, 77, 78, 79, 80, 81, 82

18, 19, 20, 21, 22, 23, 24, 25, 26, 27, 28, 29,....., 75, 76, 77, 78, 79, 80, 81, 82

18, 19, 20, 21, 22, 23, 24, 25, 26, 27, 28, 29,....., 75, 76, 77, 78, 79, 80, 81, 82

18, 19, 20, 21, 22, 23, 24, 25, 26, 27, 28, 29,....., 75, 76, 77, 78, 79, 80, 81, 82

Koeficient *Cuts* – příklad

Cut – generují se
Left cut i *Right Cut*

The screenshot shows the '4ft Literal settings' dialog box. The 'Attribute' is 'HVeK'. The 'Coefficient type' is set to 'Cut'. The 'Coefficient length' section has 'Min. length' set to 1 and 'Max. length' set to 4. The 'Literal type' is 'Basic' and the 'Gace type' is 'Positive'. The 'Category' is empty. The 'Comment' field contains a hyphen. The 'OK', 'Cancel', and 'Categories frequency' buttons are at the bottom.

This screenshot shows the '4ft Literal settings' dialog box with the 'Coefficient type' set to 'Left cuts'. All other settings, including 'Basic' literal type, 'Positive' gace type, and length values of 1 and 4, remain the same as in the first screenshot.

This screenshot shows the '4ft Literal settings' dialog box with the 'Coefficient type' set to 'Right cuts'. All other settings, including 'Basic' literal type, 'Positive' gace type, and length values of 1 and 4, remain the same as in the first screenshot.